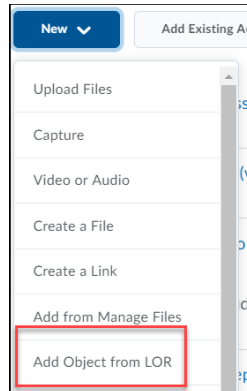


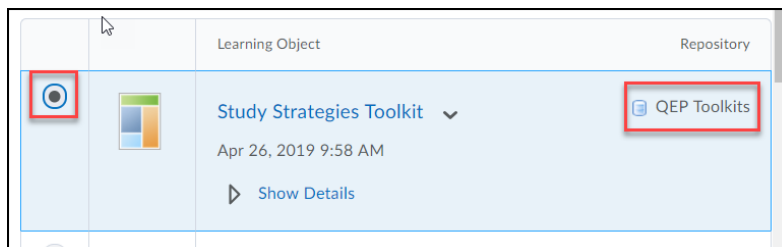
Adding the **Study Strategies Toolkit** to your course

1. Go to **Course Content**
2. Click on the module where you would like to add the toolkit

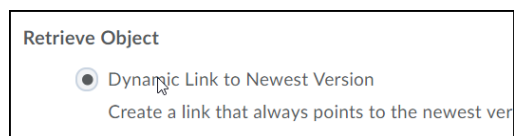
3. Click on **New** 
4. Click **Add Object from LOR**



5. Search for **Study Strategies Toolkit**
6. Select **Study Strategies Toolkit** in the **QEP Toolkit Repository**



7. Click **Next**
8. Select **Dynamic Link to Newest Version**



9. Click **Create Topic**
10. The toolkit will be added to your course